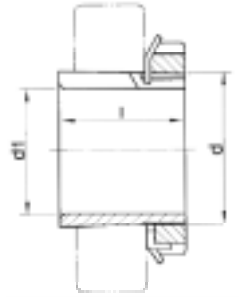




Buchas de Fixação



PARA PEDIDO: DIÂMETRO + TAMANHO DA BUCHA. EX.: H 2310

DIÂMETRO DO EIXO - d1				TAMANHO DA BUCHA	MEDIDAS		ACESSÓRIOS				ROLAMENTOS CORRESPONDENTES
H	HE	HA	HS		d mm	l mm	PORCA		DISPOSITIVO SEGURANÇA		
17	-	11/16"	5/8"	204	20	24	KM	4	MB	4	1204 K
17	-	11/16"	5/8"	304	20	28	KM	4	MB	4	2204 K 1304 K
17	-	11/16"	5/8"	2304	20	31	KM	4	MB	4	2304 K
20	3/4"	-	-	205	25	26	KM	5	MB	5	1205 K 20205 K
20	3/4"	-	-	305	25	29	KM	5	MB	5	2205 K 1205 K 20305 K 22205 HLK
20	3/4"	-	-	2305	25	35	KM	5	MB	5	2305 K
25	1"	15/16"	7/8"	206	30	27	KM	6	MB	6	1206 K 20206 K
25	1"	15/16"	7/8"	306	30	31	KM	6	MB	6	2206 K 1306 K 20306 K 22206 HLK
25	1"	15/16"	7/8"	2306	30	38	KM	6	MB	6	2306 K
30	-	1.3/16"	1.1/8"	207	35	29	KM	7	MB	7	1207 K 20207 K
30	-	1.3/16"	1.1/8"	307	35	35	KM	7	MB	7	2207 K 1307 K 20307 K 22207 HLK
30	-	1.3/16"	1.1/8"	2307	35	43	KM	7	MB	7	2307 K
35	1.1/4"	-	1.3/8"	208	40	31	KM	8	MB	8	1208 K 20208 K
35	1.1/4"	-	1.3/8"	308	40	36	KM	8	MB	8	2208 K 1308 K 20308 K 22208 HLK 21308 K
35	1.1/4"	-	1.3/8"	2308	40	46	KM	8	MB	8	2308 K 22308 HLK
40	1.1/2"	1.7/16"	-	209	45	33	KM	9	MB	9	1209 K 20209 K
40	1.1/2"	1.7/16"	-	309	45	39	KM	9	MB	9	2209 K 1309 K 20309 K 22209 HLK 21309 K
40	1.1/2"	1.1/16"	-	2309	45	50	KM	9	MB	9	2309 K 22309 HLK
45	1.3/4"	1.11/16"	1.5/8"	210	50	35	KM	10	MB	10	1210 K 20210 K
45	1.3/4"	1.11/16"	1.5/8"	310	50	42	KM	10	MB	10	2210 K 1310 K 20310 K 22210 HLK 21310 K
45	1.3/4"	1.11/16"	1.5/8"	2310	50	55	KM	10	MB	10	2310 K 22310 HLK
50	2"	1.15/16"	1.7/8"	211	55	37	KM	11x1,5	MB	11	1211 K 20211 K
50	2"	1.15/16"	1.7/8"	311	55	45	KM	11x1,5	MB	11	2211 K 1311 K 20311 K 22211 HLK 21311 K
50	2"	1.15/16"	1.7/8"	2311	55	59	KM	11x1,5	MB	11	2311 K 22311 HLK
55	-	-	2.1/8"	212	60	38	KM	12x1,5	MB	12	1212 K 20212 K
55	-	-	2.1/8"	312	60	47	KM	12x1,5	MB	12	2212 K 1312 K 20312 K 22212 HLK 21312 K
55	-	-	2.1/8"	2312	60	62	KM	12x1,5	MB	12	2312 K 22312 HLK
60	2.1/4"	2.3/16"	2.3/8"	213	65	40	KM	13x1,5	MB	13	1213 K 20213 K
60	2.1/4"	2.3/16"	2.3/8"	313	65	50	KM	13x1,5	MB	13	2213 K 1313 K 20313 K 22213 HLK 21313 K
60	2.1/4"	2.3/16"	2.3/8"	2313	65	65	KM	13x1,5	MB	13	2313 K 22313 HLK
60	2.1/4"	-	-	214	70	41	KM	14	MB	14	1214 K 20214 K
60	2.1/4"	-	-	314	70	52	KM	14	MB	14	2214 K 1314 K 20314 K 22214 HLK 21314 K
60	2.1/4"	-	-	2314	70	68	KM	14	MB	14	2314 K 22314 HLK
65	2.1/2"	2.7/16"	2.5/8"	215	75	43	KM	15	MB	15	1215 K 20215 K
65	2.1/2"	2.7/16"	2.5/8"	315	75	55	KM	15	MB	15	2215 K 1315 K 20315 K 22215 HLK 21315 K
65	2.1/2"	2.7/16"	2.5/8"	2315	76	73	KM	15	MB	15	2315 K 22315 HLK
70	2.3/4"	2.11/16"	-	216	80	46	KM	16	MB	16	1216 K 20216 K
70	2.3/4"	2.11/16"	-	316	80	59	KM	16	MB	16	2216 K 1316 K 20316 K 22216 HLK 21316 K
70	2.3/4"	2.11/16"	-	2316	80	78	KM	16	MB	16	2316 K 22316 HLK
75	3"	2.15/16"	2.7/8"	217	85	50	KM	17	MB	17	1217 K 20217 K
75	3"	2.15/16"	2.7/8"	317	85	63	KM	17	MB	17	2217 K 1317 K 20317 K 22217 HLK 21317 K
75	3"	2.15/16"	2.7/8"	2317	85	82	KM	17	MB	17	2317 K 22317 HLK
80	3.1/4"	3.3/16"	3.1/8"	218	90	52	KM	18	MB	18	1218 K 20218 K
80	3.1/4"	3.3/16"	3.1/8"	318	90	65	KM	18	MB	18	2218 K 1318 K 20318 K 22218 HLK 21318 K
80	3.1/4"	3.3/16"	3.1/8"	2318	90	86	KM	18	MB	18	2318 K 22318 HLK 23218 HLK

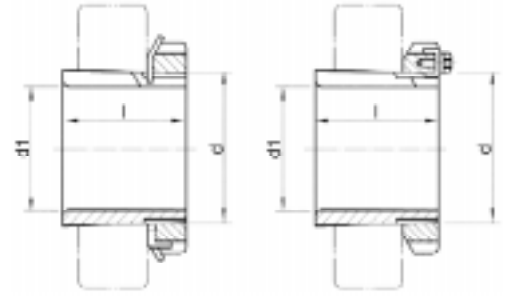


BERTELOTO & GROTTA LTDA. - Buchas para Rolamentos
 Av. Major José Levy Sobrinho, 1296 • Cx. Postal 92 - CEP 13486-190
 Fone: (19) 3451.8210 • Fax (19) 3451.4770 • LIMEIRA • SP • Brasil
www.bertelotoegrotta.com.br e-mail: info@bertelotoegrotta.com.br





Buchas de Fixação



DIÂMETRO DO EIXO - d1				TAMANHO DA BUCHA	MEDIDAS		ACESSÓRIOS			ROLAMENTOS CORRESPONDENTES
H	HE	HA	HS		d mm	l mm	PORCA	DISPOSITIVO SEGURANÇA		
85	3.1/4"	3.5/16"	3.3/8"	219	95	55	KM 19	MB 19	19	1219 K 20219 K
85	3.1/4"	3.5/16"	3.3/8"	319	95	68	KM 19	MB 19	19	2219 K 1319 K 20319 K 22219 HLK 21319 K
85	3.1/4"	3.5/16"	3.3/8"	2319	95	90	KM 19	MB 19	19	2319 K 22319 HLK
90	3.1/2"	3.7/16"	3.5/8"	220	100	58	KM 20	MB 20	20	1220 K 20220 K
90	3.1/2"	3.7/16"	3.5/8"	320	100	71	KM 20	MB 20	20	2220 K 1320 K 20320 K 22220 HLK 21320K
90	3.1/2"	3.7/16"	3.5/8"	2320	100	97	KM 20	MB 20	20	2320 K 22320 HLK 23220 HLK
90	3.1/2"	3.7/16"	3.5/8"	3120	100	76	KM 20	MB 20	20	23120 HLK
95	3.3/4"	3.11/16"	-	221	105	60	KM 21	MB 21	21	1221 K 20221 K
95	3.3/4"	3.11/16"	-	321	105	74	KM 21	MB 21	21	2221 K 20321 K 21321 K
95	3.3/4"	3.11/16"	-	2321	105	101	KM 21	MB 21	21	23221 K
100	4"	3.15/16"	3.7/8"	222	110	63	KM 22	MB 22	22	1222 K 20222 K
100	4"	3.15/16"	3.7/8"	322	110	77	KM 22	MB 22	22	2222 K 1322 K 20322 K 22222 HLK 21322 K
100	4"	3.15/16"	3.7/8"	2322	110	105	KM 22	MB 22	22	22322 HLK 23222 HLK
100	4"	3.15/16"	3.7/8"	3122	110	81	KM 22	MB 22	22	23122 HLK
110	4.1/4"	4.3/16"	4.3/8"	2324	120	112	KM 24	MB 24	24	22324 K 23224 HLK
110	4.1/4"	4.3/16"	4.3/8"	3024	120	72	KML 24	MBL 24	24	2324 K 20224 K
110	4.1/4"	4.3/16"	4.3/8"	3124	120	88	KM 24	MB 24	24	20324 K 23124 HLK 22224 HLK
115	4.1/2"	4.7/16"	-	2326	130	121	KM 26	MB 26	26	22326 K 23226 HLK
115	4.1/2"	4.7/16"	-	3026	130	80	KML 26	MBL 26	26	23026 K 20226 K
115	4.1/2"	4.7/16"	-	3126	130	96	KM 26	MB 26	26	20326 K 23126 HLK 22226 HLK
125	5"	4.15/16"	4.7/8"	2328	140	131	KM 28	MB 28	28	22328 K 23228 K
125	5"	4.15/16"	4.7/8"	3028	140	82	KML 28	MBL 28	28	23028 K 20228 K
125	5"	4.15/16"	4.7/8"	3128	140	97	KM 28	MB 28	28	20328 K 23128 HLK 22228 K
135	5.1/4"	5.3/16"	5.3/8"	2330	150	139	KM 30	MB 30	30	22330 K 23230 K
135	5.1/4"	5.3/16"	5.3/8"	3030	150	87	KML 30	MBL 30	30	23030 K 20230 K
135	5.1/4"	5.3/16"	5.3/8"	3130	150	111	KM 30	MB 30	30	20330 K 23130 K 22230 K
140	5.1/2"	5.7/16"	-	2332	160	147	KM 32	MB 32	32	22332 K 23232 K
140	5.1/2"	5.7/16"	-	3032	160	93	KML 32	MBL 32	32	23032 K 20232 K
140	5.1/2"	5.7/16"	-	3132	160	119	KM 32	MB 32	32	20332 K 23132 K 22232 K
150	6"	5.15/16"	5.7/8"	2334	170	154	KM 34	MB 34	34	22334 K 23234 K
150	6"	5.15/16"	5.7/8"	3034	170	101	KML 34	MBL 34	34	23034 K 20234 K
150	6"	5.15/16"	5.7/8"	3134	170	122	KM 34	MB 34	34	20334 K 23134 K 22234 K
160	6.1/2"	6.7/16"	6.3/8"	2336	180	161	KM 36	MB 36	36	22336 K 23236 K
160	6.1/2"	6.7/16"	6.3/8"	3036	108	109	KML 36	MBL 36	36	23036 K 20236 K
160	6.1/2"	6.7/16"	6.3/8"	3136	180	131	KM 36	MB 36	36	23136 K 22236 K
170	6.3/4"	6.15/16"	6.5/8"	2338	190	119	KM 38	MB 38	38	22338 K 23238 K
170	6.3/4"	6.15/16"	6.5/8"	3038	190	112	KML 38	MBL 38	38	23038 K 20238 K 20338 K
170	6.3/4"	6.15/16"	6.5/8"	3138	190	141	KM 38	MB 38	38	23138 K 22238 K
180	7"	7.3/16"	7.1/8"	2340	200	176	KM 40	MB 40	40	22340 K 23240 K
180	7"	7.3/16"	7.1/8"	3040	200	120	KML 40	MBL 40	40	23040 K 20240 K 20340 K
180	7"	7.3/16"	7.1/8"	3140	200	150	KM 40	MB 40	40	23140 K 22240 K
200	8"	7.15/16"	-	2344	220	186	HM 3144	MS 3144		22344 K 23244 K
200	8"	7.15/16"	-	3044	220	126	HM 3044	MS 3044		23044 K 20244 K 20344 K
200	8"	7.15/16"	-	3144	220	161	HM 3144	MS 3144		23144 K 22244 K

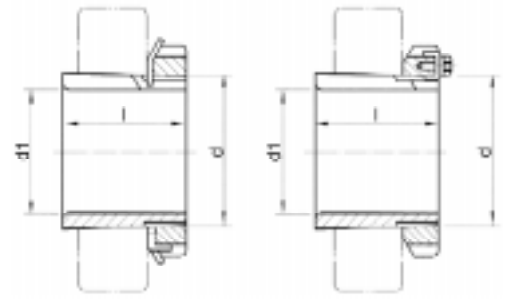


BERTOLOTO & GROTTA LTDA. - Buchas para Rolamentos
 Av. Major José Levy Sobrinho, 1296 • Cx. Postal 92 - CEP 13486-190
 Fone: (19) 3451.8210 • Fax (19) 3451.4770 • LIMEIRA • SP • Brasil
www.bertolotoegrotta.com.br e-mail: info@bertolotoegrotta.com.br





Buchas de Fixação



DIÂMETRO DO EIXO - d1				TAMANHO DA BUCHA	MEDIDAS		ACESSÓRIOS		ROLAMENTOS CORRESPONDENTES
H	HE	HA	HS		d mm	l mm	PORCA	DISPOSITIVO SEGURANÇA	
220	-	-	-	2348	240	199	HM 3148	MS 3148	22348 K 23248 K
220	-	-	-	3048	240	133	HM 3048	MS 3048	23048 K 20248 K 20348 K
220	-	-	-	3148	240	172	HM 3148	MS 3148	23148 K 22248 K
240	-	-	-	2352	260	211	HM 3152	MS 3152	22352 K 23252 K
240	-	-	-	3052	260	145	HM 3052	MS 3052	23052 K 20252 K
240	-	-	-	3152	260	190	HM 3152	MS 3152	23152 K 22252 K
260	-	-	-	2356	280	224	HM 3156	MS 3156	22356 K 23256 K
260	-	-	-	3056	280	152	HM 3056	MS 3056	23056 K 20256 K
260	-	-	-	3056	280	195	HM 3156	MS 3156	23156 K 22256 K
280	-	-	-	3060	300	168	HM 3060	MS 3060	23060 K
280	-	-	-	3160	300	208	HM 3160	MS 3160	23160 K 22260 K
280	-	-	-	3260	300	240	HM 3160	MS 3160	23260 K 22360 K
300	-	-	-	3064	320	171	HM 3064	MS 3064	23064 K
300	-	-	-	3164	320	222	HM 3164	MS 3164	23164 K 22264 K
300	-	-	-	3264	320	258	HM 3164	MS 3164	23264 K 22364 K
320	-	-	-	3068	340	187	HM 3068	MS 3068	23068 K
320	-	-	-	3168	340	254	HM 3168	MS 3168	23168 K
320	-	-	-	3268	340	288	HM 3168	MS 3168	23268 K 22368 K
340	-	-	-	3072	360	188	HM 3072	MS 3072	23072 K
340	-	-	-	3172	360	259	HM 3172	MS 3172	23172 K
340	-	-	-	3272	360	299	HM 3172	MS 3172	23272 K 22372 K
360	-	-	-	3072	380	193	HM 3076	MS 3076	23076 K
360	-	-	-	3176	380	264	HM 3176	MS 3176	23176 K
360	-	-	-	3276	380	310	HM 3176	MS 3176	23276 K 22376 K
380	-	-	-	3080	400	210	HM 3080	MS 3080	23080 K
380	-	-	-	3180	400	272	HM 3180	MS 3180	23180 K
380	-	-	-	3280	400	328	HM 3180	MS 3180	23280 K 22380 K
400	-	-	-	3084	420	212	HM 3084	MS 3084	23084 K
400	-	-	-	3184	420	304	HM 3184	MS 3184	23184 K
400	-	-	-	3284	420	352	HM 3184	MS 3184	23284 K 22384 K
410	-	-	-	3088	440	228	HM 3088	MS 3088	23088 K
410	-	-	-	3188	440	307	HM 3188	MS 3188	23188 K
410	-	-	-	3288	440	361	HM 3188	MS 3188	23288 K 22388 K
430	-	-	-	3092	460	234	HM 3092	MS 3092	23092 K
430	-	-	-	3192	460	324	HM 3192	MS 3192	23192 K
430	-	-	-	3292	460	382	HM 3192	MS 3192	23292 K 22392 K
450	-	-	-	3092	480	237	HM 3096	MS 3096	23096 K
450	-	-	-	3196	480	335	HM 3196	MS 3196	23196 K
450	-	-	-	3296	480	397	HM 3196	MS 3196	23296 K 22396 K
470	-	-	-	30/500	500	247	HM 30/500	MS 30/500	230/500 K
470	-	-	-	31/500	500	356	HM 31/500	MS 31/500	231/500 K
470	-	-	-	32/500	500	428	HM 31/500	MS 31/500	232/500 K 223/500 K



BERTOLOTO & GROTTA LTDA. - Buchas para Rolamentos
 Av. Major José Levy Sobrinho, 1296 • Cx. Postal 92 - CEP 13486-190
 Fone: (19) 3451.8210 • Fax (19) 3451.4770 • LIMEIRA • SP • Brasil
www.bertolotoegrotta.com.br e-mail: info@bertolotoegrotta.com.br

